







## AL6 Illuminated Pushbuttons (Assembled)

### Part Numbers: LED Illuminated Pushbuttons

| Description   | Style  | Voltage           | Contact      | Part Numbers             |                              |                          |                              |
|---------------|--|-------------------|--------------|--------------------------|------------------------------|--------------------------|------------------------------|
|               |  |                   |              | Momentary                |                              | Maintained (Latching)    |                              |
|               |  |                   |              | Dustproof (IP40)         | Oiltight (IP65)              | Dustproof (IP40)         | Oiltight (IP65)              |
| Standard Lens | Round 18mm diameter<br>       | 24V AC/DC<br>±10% | SPDT<br>DPDT | AL6M-M14-②<br>AL6M-M24-② | AL6M-M14P-②<br>AL6M-M24P-②   | AL6M-A14-②<br>AL6M-A24-② | AL6M-A14P-②<br>AL6M-A24P-②   |
|               | Square 18mm<br>               | 24V AC/DC<br>±10% | SPDT<br>DPDT | AL6Q-M14-②<br>AL6Q-M24-② | AL6Q-M14P-②<br>AL6Q-M24P-②   | AL6Q-A14-②<br>AL6Q-A24-② | AL6Q-A14P-②<br>AL6Q-A24P-②   |
|               | Rectangular 18mm x 24mm<br>   | 24V AC/DC<br>±10% | SPDT<br>DPDT | AL6H-M14-②<br>AL6H-M24-② | AL6H-M14P-②<br>AL6H-M24P-②   | AL6H-A14-②<br>AL6H-A24-② | AL6H-A14P-②<br>AL6H-A24P-②   |
| Oversize Lens | Round 24mm diameter<br>      | 24V AC/DC<br>±10% | SPDT<br>DPDT | -                        | AL6M-M14P-M②<br>AL6M-M24P-M② | -                        | AL6M-A14P-M②<br>AL6M-A24P-M② |
|               | Square 24mm<br>             | 24V AC/DC<br>±10% | SPDT<br>DPDT | -                        | AL6Q-M14P-Q②<br>AL6Q-M24P-Q② | -                        | AL6Q-A14P-Q②<br>AL6Q-A24P-Q② |
|               | Rectangular 18mm x 24mm<br> | 24V AC/DC<br>±10% | SPDT<br>DPDT | -                        | AL6Q-M14P-H②<br>AL6Q-M24P-H② | -                        | AL6Q-A14P-H②<br>AL6Q-A24P-H② |

**A**


Switches &amp; Pilot Devices

- In place of ②, specify Lens/LED Color Code from table below.
- Lamps also available in 5V DC, 6V AC/DC or 12V AC/DC, change "4" using voltage/lamp codes (ie AL6M-M13-② uses 12V AC/DC LED).
- LED lamp is included in unit and contains a current-limiting resistor and a protection diode. (External resistor not required.)
- To order as sub-assembled, see page A-22.
- For accessories, see page A-26.
- For dimensions, see page A-28.

#### ② Lens/LED Color Code

| Color  | Code |
|--------|------|
| Amber  | A    |
| Green  | G    |
| Red    | R    |
| Blue   | S    |
| White  | W    |
| Yellow | Y    |

#### Part Numbers: Replacement LED Lamps

| Appearance   | Rated Voltage | Part Number |
|--|---------------|-------------|
|  | 5V DC         | LATD-5②     |
|  | 6V AC/DC      | LATD-6②     |
|  | 12V AC/DC     | LATD-1②     |
|  | 24V AC/DC     | LATD-2②     |



In place of ②, specify LED Color Code from table at left.

#### Voltage Code

| Voltage   | Code |
|-----------|------|
| 5V DC     | 1    |
| 6V AC/DC  | 2    |
| 12V AC/DC | 3    |
| 24V AC/DC | 4    |

## Non-Illuminated Pushbuttons (Assembled) con't

### Part Numbers: Non-illuminated Pushbuttons

| Style                                 | Contacts                            | Momentary Action  | Maintained Action   |
|---------------------------------------|-------------------------------------|---|---|
| Flush                                 | 1NO<br>1NC<br>1NO-1NC<br>2NO<br>2NC | ABW110-①<br>ABW101-①<br>ABW111-①<br>ABW120-①<br>ABW102-①      | AOW110-①<br>AOW101-①<br>AOW111-①<br>AOW120-①<br>AOW102-①      |
| Extended                              | 1NO<br>1NC<br>1NO-1NC<br>2NO<br>2NC | ABW210-①<br>ABW201-①<br>ABW211-①<br>ABW220-①<br>ABW202-①      | AOW210-①<br>AOW201-①<br>AOW211-①<br>AOW220-①<br>AOW202-①      |
| Recessed                              | 1NO<br>1NC<br>1NO-1NC<br>2NO<br>2NC | ABFW110-①<br>ABFW101-①<br>ABFW111-①<br>ABFW120-①<br>ABFW102-① | AOFW110-①<br>AOFW101-①<br>AOFW111-①<br>AOFW120-①<br>AOFW102-① |
| Extended with Full Shroud             | 1NO<br>1NC<br>1NO-1NC<br>2NO<br>2NC | ABFW210-①<br>ABFW201-①<br>ABFW211-①<br>ABFW220-①<br>ABFW202-① | AOFW210-①<br>AOFW201-①<br>AOFW211-①<br>AOFW220-①<br>AOFW202-① |
| ∅ 29mm Mushroom Head                  | 1NO<br>1NC<br>1NO-1NC<br>2NO<br>2NC | ABW310-①<br>ABW301-①<br>ABW311-①<br>ABW320-①<br>ABW302-①      | AOW310-①<br>AOW301-①<br>AOW311-①<br>AOW320-①<br>AOW302-①      |
| ∅ 40mm Mushroom Head                  | 1NO<br>1NC<br>1NO-1NC<br>2NO<br>2NC | ABW410-①<br>ABW401-①<br>ABW411-①<br>ABW420-①<br>ABW402-①      | AOW410-①<br>AOW401-①<br>AOW411-①<br>AOW420-①<br>AOW402-①      |
| ∅ 40mm Mushroom Head with Full Shroud | 1NO<br>1NC<br>1NO-1NC<br>2NO<br>2NC | ABGW410-①<br>ABGW401-①<br>ABGW411-①<br>ABGW420-①<br>ABGW402-① | AOGW410-①<br>AOGW401-①<br>AOGW411-①<br>AOGW420-①<br>AOGW402-① |
| Square Flush                          | 1NO<br>1NC<br>1NO-1NC<br>2NO<br>2NC | ABQW110-①<br>ABQW101-①<br>ABQW111-①<br>ABQW120-①<br>ABQW102-① | AQQW110-①<br>AQQW101-①<br>AQQW111-①<br>AQQW120-①<br>AQQW102-① |
| Square Extended                       | 1NO<br>1NC<br>1NO-1NC<br>2NO<br>2NC | ABQW210-①<br>ABQW201-①<br>ABQW211-①<br>ABQW220-①<br>ABQW202-① | AQQW210-①<br>AQQW201-①<br>AQQW211-①<br>AQQW220-①<br>AQQW202-① |
| Keylock Push On/Off                   | 1NO<br>1NC<br>1NO-1NC<br>2NO<br>2NC | AKW210<br>AKW201<br>AKW211<br>AKW220<br>AKW202                | —   |

### ① Button Color Code



























| Color  | Code |
|--------|------|
| Black  | B    |
| Green  | G    |
| Red    | R    |
| Blue   | S    |
| White  | W    |
| Yellow | Y    |

Switches & Pilot Devices



1. In place of ①, specify the Button Color Code from table.
2. For sub-assembled part numbers, see page A-125.
3. For accessories, see page A-150.
4. For dimensions, see page A-152.
5. Keyed switches are supplied with two keys. All units are keyed alike. For custom keys, contact IDEC.

## Accessories — A Series: 16mm

| Appearance  |   | Description  | Used With                                    | Part Number    |
|---|---|--|--|----------------|
|    |    | Made of metal. Used for tightening plastic locking ring during installation. Tightening torque should not exceed 3kgf-cm   | Ø 5/8" (16mm) units                          | MT-001         |
|   |   |  | Ø 31/64" (12mm) AP2M units                   | MT-002         |
|   |   |  | Ø 13/32" (10mm) AP1M units                   | MT-003         |
|    |    | Made of metal. Used for removing lens or button from the housing   | All pushbuttons and pilot lights             | MT-101         |
|    |    | Made of rubber. Used for removing and replacing LED lamps in illuminated units   | All illuminated pushbuttons and pilot lights | OR-77          |
|    |    | Prevents inadvertent switch operation. IP40 dust-tight rated. 90 degrees opening maintained  | Round/Square                                 | AL-K6          |
|   |   |  | Rectangular                                  | AL-KH6         |
|   |   | Prevents inadvertent switch operation. IP65 oiltight rated 180 degrees opening, spring return  | Round/Square                                 | AL-K6SP        |
|   |   |  | Rectangular                                  | AL-KH6SP       |
|    |    | Made of translucent nylon. Fits over and shields the terminals   | All 5/8" (16mm) units                        | AL-V6          |
|    |    | Fits over the lens or button to provide protection from dust. (not applicable for oversize lenses or buttons)  | All round units                              | AL-D6          |
|   |   |  | All square units                             | AL-DQ6         |
|   |   |  | All rectangular units                        | AL-DH6         |
|  |  | Plug-on terminal adaptor with solder terminal<br>Plug-on terminal adaptor with PCB terminal  | All 5/8" (16mm) units                        | AL-C6          |
|   |   |  |  | AL-C6V         |
|  |  | Fills unused panel cutouts. Made of nitrile rubber. Push-in installation from front of panel. IP65 (oiltight) rated.<br>Fills unused panel cutouts. Made of aluminum. Screw-on locking ring from inside of panel. IP65 (oiltight) rated. | Rubber                                       | AL-B6          |
|   |   |  | Aluminum                                     | AL-BM6         |
|  |  | LED with built in current limiting resistor (with all illuminated assemblies).   | 5V DC  | LATD-5②        |
|   |   |  | 6V AC/DC                                     | LATD-6②        |
|   |   |  | 12V AC/DC                                    | LATD-1②        |
|   |   |  | 24V AC/DC                                    | LATD-2②        |
|  |  | Fastens operators to panel (included with all operators).  | All switches & pilot lights                  | HA9Z-LN        |
|  |  | Prevents rotation of switches in panel (included with all operators).  | All switches & pilot lights                  | AL6-LP         |
|  |  | Engraving plates to allow legends underneath translucent lenses (included with all lenses).  | Round standard                               | AL6M-W         |
|   |   |  | Square standard                              | AL6Q-W         |
|   |   |  | Rectangular standard                         | AL6H-W         |
|   |   |  | Round oversize                               | AL6M-MW        |
|   |   |  | Square/rectangular oversize                  | AL6Q-QW        |
|  |  | Pair of keys (#132).<br>All key switches use same standard key.  | All key selectors                            | AS6-SK-132PN02 |




1. In place of ② specify color code. A=Amber, W=White, G=Green, Y=Yellow, R=Red, S=Blue.











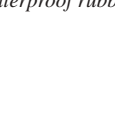







## AL6 Illuminated Pushbuttons (Sub-Assembled)




### Part Numbers: Operators

| Style  | Contact | Operator   | Part Number |           |             |
|--|---------|------------|-------------|-----------|-------------|
|  |         |            | Round       | Square    | Rectangular |
| AL6 Illuminated Pushbuttons<br> | SPDT    | Momentary  | AL6M-M100   | AL6Q-M100 | AL6H-M100   |
|  |         | Maintained | AL6M-A100   | AL6Q-A100 | AL6H-A100   |
|  | DPDT    | Momentary  | AL6M-M200   | AL6Q-M200 | AL6H-M200   |
|  |         | Maintained | AL6M-A200   | AL6Q-A200 | AL6H-A200   |

### Part Numbers: Lenses


| Unit                 | Part Number   |   |  |
|----------------------|---|---|--|
| Degree of Protection | Dustproof (IP40)  | Oiltight (IP65)   |  |
| Size                 | Standard  | Standard  | Oversize   |
| Round                | AL6M-LK1-②<br> | AL6M-LK2-②<br> | AL6M-LK2-M②<br> |
|                      | AL6Q-LK1-②<br> | AL6Q-LK2-②<br> | AL6Q-LK2-Q②<br> |
| Square               | AL6M-LK1-②<br> | AL6M-LK2-②<br> | AL6M-LK2-M②<br> |
|                      | AL6Q-LK1-②<br> | AL6Q-LK2-②<br> | AL6Q-LK2-Q②<br> |
| Rectangular          | AL6H-LK1-②<br> | AL6H-LK2-②<br> | AL6H-LK2-M②<br> |
|                      | AL6Q-LK1-②<br> | AL6Q-LK2-②<br> | AL6Q-LK2-Q②<br> |


-  1. In place of ②, specify Lens Color Code from table below.  
 2. Lenses which are rated IP65 include a waterproof rubber gasket.  
 3. For accessories, see page A-26.

### ②Lens/LED Color Code

| Color  | Code |
|--------|------|
| Amber  | A    |
| Green  | G    |
| Red    | R    |
| Blue   | S    |
| White  | W    |
| Yellow | Y    |




### Part Numbers: Replacement LED Lamps

| Appearance  | Rated Voltage | Part Number |
|---|---------------|-------------|
|  | 5V DC         | LATD-5②     |
|   | 6V AC/DC      | LATD-6②     |
|   | 12V AC/DC     | LATD-1②     |
|   | 24V AC/DC     | LATD-2②     |

 In place of ②, specify LED Color Code from table at left.

## AL6 Pilot Lights (Assembled)

### Part Numbers: LED Pilot Lights

| Description   | Voltage   | Part Number      |                 |
|---|-----------|------------------|-----------------|
|   |           | Dustproof (IP40) | Oiltight (IP65) |
| Round (18mm Lens)<br>              | 24V AC/DC | AL6M-P4-②        | AL6M-P4P-②      |
| Square (18mm Lens)<br>             | 24V AC/DC | AL6Q-P4-②        | AL6Q-P4P-②      |
| Rectangular (18mm x 24mm Lens)<br> | 24V AC/DC | AL6H-P4-②        | AL6H-P4P-②      |


### ② Lens/LED Color Code

| Color  | Code |
|--------|------|
| Amber  | A    |
| Green  | G    |
| Red    | R    |
| Blue   | S    |
| White  | W    |
| Yellow | Y    |



- In place of ②, specify LED/Lens Color Code.
- Lamps also available in 5V DC, 6V AC/DC or 12 V AC/DC, change “4” using voltage codes (ie AL6M-P3-② uses 12V AC/DC lamp).
- LED Lamp is included and contains built-in current limiting resistor and reverse polarity protection diode. (no external resistor required)
- To order sub-assembled, see page A-24.
- For accessories, see page A-26.
- For dimensions, see page A-28.
- For one piece pilot lights and/or dome lens pilot lights, see page A-31.

### Part Numbers: Replacement LED Lamps

| Appearance  | Rated Voltage | Part Number |
|---|---------------|-------------|
|  | 5V DC         | LATD-5②     |
|   | 6V AC/DC      | LATD-6②     |
|   | 12V AC/DC     | LATD-1②     |
|   | 24V AC/DC     | LATD-2②     |



In place of ②, specify LED Color Code from table at left.

### Voltage Code

| Voltage   | Code |
|-----------|------|
| 5V DC     | 1    |
| 6V AC/DC  | 2    |
| 12V AC/DC | 3    |
| 24V AC/DC | 4    |